

SAN JOAQUIN HILLS TRANSPORTATION CORRIDOR AGENCY

FOOTHILL/EASTERN TRANSPORTATION CORRIDOR AGENCY

AGENDA ITEM #: **10**



BOARDS OF DIRECTORS

June 9, 2022

SAN JOAQUIN HILLS TRANSPORTATION CORRIDOR AGENCY FISCAL YEAR 2023 ANNUAL BUDGET

RECOMMENDATION

San Joaquin Hills Transportation Corridor Agency Recommendation:

Approve Resolution No. S2022-13 entitled "A Resolution of the Board of Directors of the San Joaquin Hills Transportation Corridor Agency Approving the Budget for Fiscal Year 2023" in the amount of \$134,012,123.

SUMMARY

The Fiscal Year 2023 (FY23) budget reflects positive transaction and revenue trends while remaining conservative, maintains the Agency's history of cost containment, incorporates FY23 activities from the Board's approved Strategic Plan and meets the fiduciary responsibility to bondholders. The proposed budget includes input from the various Board Committee meetings that were held in March and April and also any feedback received at the budget workshops that were conducted during the Joint Operations and Finance Committee Meeting on April 27, 2022 and May 25, 2022.

COMMITTEE DISCUSSION

Staff discussed the proposed FY23 budget with the Joint Operations and Finance Committee on April 27, 2022 and May 25, 2022.

Discussion included clarification of revenue assumptions for development impact fees and investment income. A Director requested a more detailed breakdown of general counsel/legal expense and the attached draft budget documents have been updated to provide this additional detail.

The Joint Operations and Finance Committee recommended adoption of the FY23 Budget at the June 9, 2022 Boards of Directors Meeting.

Report Written By: Erick Luque, Manager, Budget and Planning

REVIEWED BY:

/s/ Amy Potter

Amy Potter, Chief Financial Officer
(949) 754-3498

APPROVED BY:

/s/ Samuel Johnson

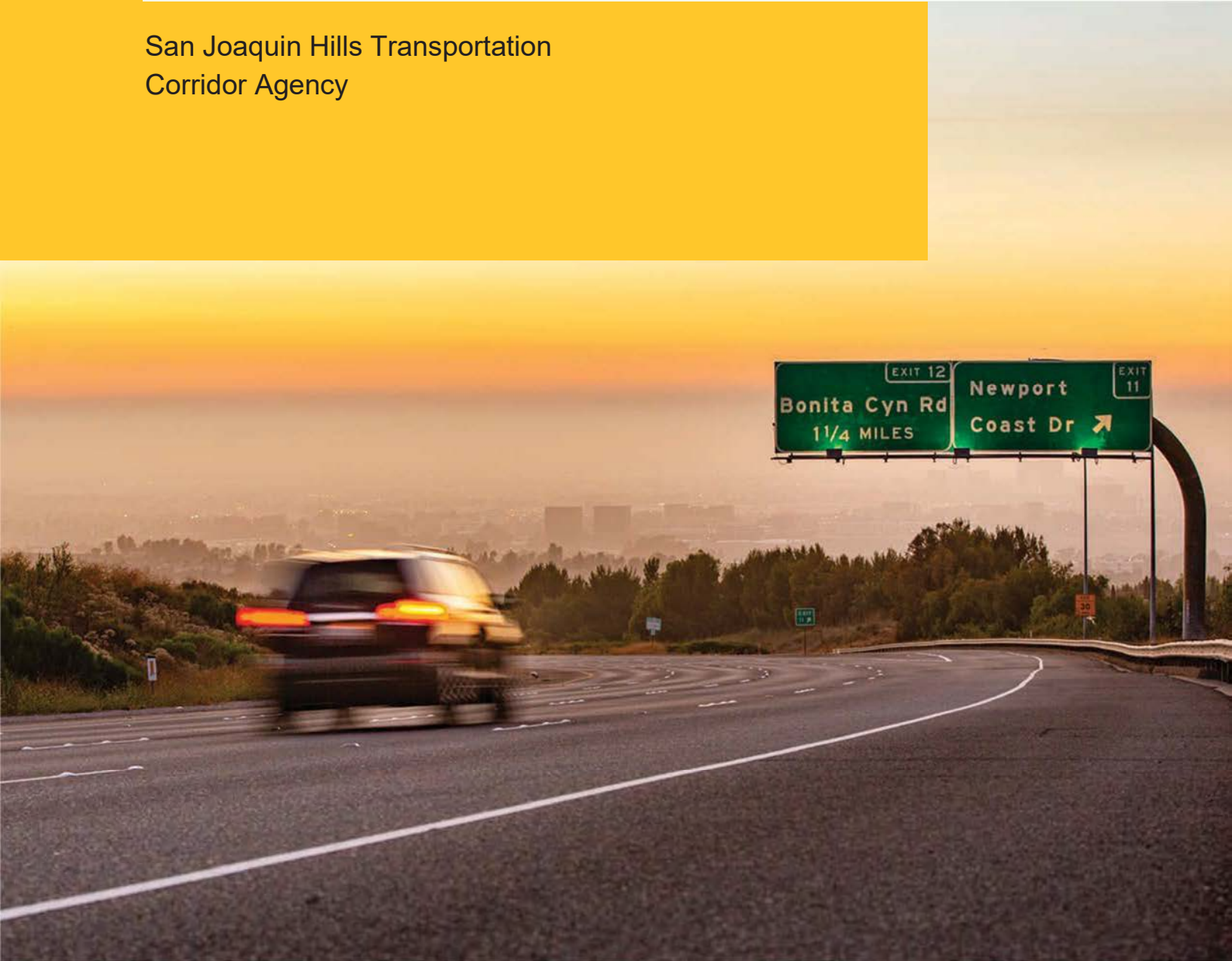
Samuel Johnson, Chief Executive Officer

Attachments:

1. SJHTCA Annual Budget Narrative Fiscal Year 2023
2. Resolution No. S2022-13

FY23 Proposed Budget

San Joaquin Hills Transportation
Corridor Agency



**San Joaquin Hills
Transportation Corridor Agency**

Budget Process and Format

Fiscal Year 2023 Proposed Budget

Table of Contents

- Budget Process and Format3
 - Budget Process.....3
 - Budget Format4

- Sources and Expenditures 7
 - Sources and Expenditures8
 - Sources Summary10
 - Expenditures Summary14
 - Expenditures Detail.....18

Budget Process

The San Joaquin Hills Transportation Corridor Agency's (SJHTCA) Board of Directors and the Master Indentures of Trust (Indentures), established in the context of the Agency's bond issuances, provide the financial and funding parameters for the Agency in the development of the budget. The Indentures provide the scheduled future debt service payments and the required debt service coverage ratios that must be obtained each fiscal year and establish financial constraints.

The budget process begins by setting objectives that align with the Board of Directors approved Transportation Corridor Agencies Strategic Plan (Strategic Plan). The objectives consider both near-term and long-term Agency goals and direction from the Board of Directors. Department managers review the status of projects for the current year and develop project initiatives for the next fiscal year with the Agency's Strategic Plan seven focus areas in mind:

- Fiscal Management
- Environmental Stewardship
- Customer Service
- Tolling Technology
- Communications & Public Engagement
- Capital Project Delivery
- Regional Mobility Partnerships

The Agency's history of fiscally responsible management, and the steps taken over the years to manage debt, reduce expenditures and improve ridership resulted in strong liquidity and positioned the Agency well to deal with economic challenges as reflected during the pandemic and to meet the requirements of the Strategic Plan. The budget for Fiscal Year 2023 (FY23) includes the positive traffic and revenue trends, a continued commitment to cost containment, and long-term cashflow planning inclusive of the Debt Management Policy and the Strategic Plan. The FY23 budget process is described in the following paragraphs.

The finance staff worked jointly with each department to compile budget expenditure requests. The project initiatives and budget requests were then reviewed by executive management. All Agency functional areas presented their portion of the budget at the related committee meetings during March and April 2022. The proposed annual budget was presented to the Joint Operations and Finance Committee at a workshop on April 27, 2022, to obtain direction and feedback. The workshop included a review of revenue assumptions and expenditures. Questions received during the workshop were then addressed, and the annual budget was again presented to the Joint Operations and Finance Committee on May 25, 2022. The annual budget is now being presented to the Board of Directors for adoption at the June 9, 2022 Board meeting for the fiscal year starting July 1, 2022. Approval of the budget requires the consent of at least two-thirds of the Board Members. Expenditures during the year must be made in accordance with the Agency's policies. Expenditures in excess of the total of each budget category, as defined in the budget resolution, cannot be made without the approval of a budget resolution by at least two-thirds of the Board Members. The Agency is required to file copies of the annual budget with the trustee on or before the 20th day of July each fiscal year in accordance with the Indentures.

All budgets are developed on a basis consistent with Generally Accepted Accounting Principles. The Chief Executive Officer (CEO) has the authority to make budget transfers within each of the following four categories as long as the total budget amount per category is maintained and the expenditures are made within Board approved policies:

- Administration
- Planning, Environmental and Construction
- Toll Operations
- Debt Service

Transfers within each category are subject to the controls in place under the Indentures, the contracts and procurement manual, the investment policy, the staffing and compensation plan, and enabling legislation and are reported to the Board of Directors on a quarterly basis.

Transfers between categories require the Board of Directors' approval.

These budget categories are presented on page 19 along with detail subcategories. Budget categories and subcategories are discussed in the Expenditures Summary section beginning on page 14. All budget appropriations lapse at year-end and any amounts not accrued at each year-end must be re-appropriated in the next fiscal year.

Budget Format

The FY23 proposed expenditures budget for the SJHTCA totals \$134.0 million. The Agency has one enterprise fund that records all activity on the accrual basis of accounting. The Agency establishes a budget for this one fund that includes the following budget fund categories: Non-Operating and Planning, Environmental and Construction, Toll Operating Expenses and Equipment (Toll Operations), and Debt Service. Expenses directly related to the SJHTCA are charged entirely to the Agency and those incurred on behalf of both the Agency and the Foothill/Eastern Transportation Corridor Agency (F/ETCA) are allocated between the F/ETCA and SJHTCA (the Agencies) based on the estimated benefit to each. As part of the annual budget process, allocations between the Agencies are reviewed.

Within each Agency, for funding purposes and calculation of debt coverage, costs are further allocated between Non-Operating and Planning, Environmental and Construction, and Toll Operations, based on the estimated benefit to each activity. The following discussion presents a broad description of the type of activities included in the three budget fund categories. These three fund categories are represented as separate columns on page 19 to illustrate how each budget category and subcategory is allocated between the budget fund categories. A more detailed discussion of the expenditures proposed for FY23 is included in the Sources and Expenditures section of this document beginning on page 7.

Non-Operating and Planning, Environmental, and Construction Expenses (budget fund category)

The proposed FY23 Non-Operating and Planning, Environmental and Construction budget is \$7.7 million. The budget for Non-Operating and Planning, Environmental and Construction includes capital improvement plan projects, ongoing environmental mitigation and other environmental services, such as demographic and regional transportation studies, and all non-operating administration costs. These expenses are generally recorded in the Agency's audited financial statements as an addition to construction in progress. Certain projects are then transferred to Caltrans, as required. It is at the point of transfer to Caltrans that the costs of the project are then expensed on the audited financial statements as a contribution to Caltrans. To date, 16 miles of the SJHTCA toll system have been transferred to Caltrans. The costs associated with such projects are budgeted in the year the expense is incurred, not when the project is transferred to Caltrans.

Non-Operating and Planning, Environmental and Construction Administration costs include office, personnel, legal, and other customary and normal expenditures associated with the direct management and administration of the Agency's non-operating, planning, environmental and construction related activities and are allocated as discussed above.

The primary sources of funds for Non-Operating and Planning, Environmental and Construction Expenses are unrestricted cash. Unrestricted cash includes toll, fee and penalty revenues in excess of amounts needed for operating expenses, debt service payments and funding the Indenture required reserves in the year the revenue is collected. The Indentures require surplus revenues in order to meet debt service coverage ratios. The debt service reserve fund requirements have been fully met and the balance of the debt service reserves is approximately \$273.5 million. Additional reserves are discussed in the Toll Operations section below. Each year, \$5.0 million of Development Impact Fees (DIFs) received by the Agency is available to fund expenditures or increase the unrestricted cash fund; the balance of development impact fees collected during the year are also made available for the same purpose if they are not needed to fund current debt service payments. The fees are one-time developer payments that are collected by the County of Orange and member cities when a building permit is issued. SJHTCA was able to construct the roads in advance of collection of the DIFs by issuing toll revenue bonds that will be repaid with the tolls and DIFs collected. Therefore, the fees are to be used to repay the indebtedness incurred to construct the San Joaquin Hills Transportation Corridor that has already been built, as well as to pay the cost of future anticipated improvements, as identified in the Capital Improvement Plan to be presented to the Board of Directors on June 9, 2022. Other sources of funds for these activities include investment earnings. See the table on page 26 for detail of unrestricted cash funds.

Toll Operations (budget fund category)

The Toll Operations budget includes funding for the toll operations activities including operating administration costs. The proposed FY23 Toll Operations budget is \$19.8 million.

The primary sources of funds available for Toll Operations are toll revenues, penalties, fees, and interest earnings from certain accounts specified within the Indentures. Unrestricted cash as described above is also available for funding operations equipment and capital purchases. Operating reserves totaling \$16.9 million are also maintained in accordance with the Indentures.

Amounts allocated to Toll Operations are costs associated with maintaining and operating the toll equipment, software and systems as well as the customer service centers, toll collection processing, and all other related operating expenses. The major costs budgeted for Toll Operations' activities include the contract costs associated with the operation and maintenance of the Agency's on-road toll equipment and back-office systems; license plate image review processing; customer care and toll compliance services; and credit card processing fees. Also included in Toll Operations are toll equipment purchases such as transponders, system software, in-lane toll and violation processing equipment, and project development costs. In addition, a portion of Agency administration costs allocated to operation activities such as insurance, salaries and benefits, rent, consulting, legal, office expense and customer communications are included in this fund category.

Debt Service (budget fund category)

Debt Service includes annual principal and semi-annual accrued interest payments related to long-term debt. A portion of the outstanding bonds are capital appreciation bonds and convertible capital appreciation bonds, which are structured so that the principal amount accretes (increases) each year at the stated interest rate. Debt accretion has been excluded from the budget because it is a

non-cash item and is reflected in the budget as part of the principal payments in the years scheduled to be paid. The proposed FY23 budget for Debt Service is \$106.5 million.

In 1993, the Agency issued long-term toll revenue bonds to finance construction of the San Joaquin Hills Transportation Corridor. The bonds were initially refinanced in 1997, amended in 2011, and ultimately refinanced in 2014. The 2014 transaction refinanced the debt to 2050, placed the Agency in a solid financial position, significantly improved the Agency's debt metrics and achieved the following:

- Positioned the Agency for future credit upgrades.
- Provided for inflationary toll rate increases (small annual adjustments rather than infrequent larger lump sum adjustments).
- Created increased margin to build cash reserves to support the Capital Improvement Plan, withstand future economic downturns and allow for potential early debt repayment in the future.

In FY22, the Agency refunded \$1.05 billion of 2014A Senior Lien bonds through the issuance of new bonds at a lower interest rate. The refunding was achieved without extending bond maturity dates. Interest savings from the refunding transaction are approximately \$11.0 million per year.

Per the Indentures, the Agency's Adjusted Net Toll Revenue (toll related revenues plus interest income on certain accounts, less operating expenses) must be at least 110% of the current year's aggregate debt payments (all debt service scheduled for the fiscal year) and at least 130% of the current year's senior lien debt payments. This is often referred to as 1.10x and 1.30x debt service coverage, respectively.

When compiling the operations budget, Agency staff ensures that the revenues and expenses budgeted provide the necessary coverage ratio needed to maintain or improve credit ratings. The Agency has continued a commitment to cost containment with operating and related administrative costs as a percentage of revenue being materially aligned with prior years even considering the current inflationary environment. The FY23 proposed budget results in an aggregate coverage ratio of 1.53x and a senior lien coverage ratio of 1.79x. A schedule showing the calculation is included on page 25 of this document.

**San Joaquin Hills
Transportation Corridor Agency**

Sources

and

Expenditures

Fiscal Year 2023 Proposed Budget

Sources and Expenditures

The Sources and Expenditures of Funds Statement summarizes the Agency's projected total sources and expenditures for the year ending June 30, 2023.

Total sources include revenues budgeted in FY23 as well as available unrestricted cash.

Below is a summary of total funds on hand and the amount of these funds available to fund the FY23 budget as well as future budgets (in thousands).

Estimated total funds on hand at 6/30/22	\$ 826,935
Activity related to prior years	<u>(56,753)</u>
Adjusted estimated total funds on hand at 6/30/22	770,182
Less maintenance facility commitment	(8,125)
Less operating reserves	(16,922)
Less long-term debt service funds to be paid to bondholders in FY23	(17,742)
Less long-term debt service funds	(139,012)
Less debt service reserves	<u>(273,444)</u>
Estimated cash available to fund current and future budgets	<u>\$ 314,937</u>
Cash restricted for debt service	\$ 1,942
All other cash available to fund current and future budgets	<u>312,995</u>
Estimated cash available to fund current and future budgets	<u>\$ 314,937</u>

Total expenditures include all FY23 budgeted expenses requiring a cash outlay.

The Sources and Expenditures of Funds Statement on the following page shows sources less cash expenditures to arrive at cash available to fund subsequent budgets.

The Sources and Expenditures of Funds Statement includes the approved FY22 budget, as amended, including transfers within the CEO's authority, staff projected FY22 sources and expenditures and the proposed budget for FY23.

San Joaquin Hills Transportation Corridor Agency
Sources and Expenditures of Funds Statement
Fiscal Years 2022 through 2023
(\$000)

Description	FY 2022	FY 2022	FY 2023
	Amended Budget As of 4/30/2022		
Sources:			
Net Toll Revenue	142,884	138,204	158,125
Penalties	18,000	21,201	20,700
Fees	1,392	1,758	1,667
Development Impact Fees	2,500	2,915	1,872
Interest Earnings	4,338	9,314	6,477
Cash Restricted For Debt Service	462	462	1,942
All Other Cash Available to Fund Current and Future Budgets	274,291	274,291	312,995
Total Sources of Funds	443,867	448,145	503,778
Expenditures:			
Planning, Environmental and Construction	4,204	1,866	3,342
Planning, Environmental and Construction Administration	2,490	1,915	4,313
Toll Operating Administration	6,650	6,177	6,002
Customer Service and Toll Compliance	9,511	9,511	11,078
Toll Systems	1,098	1,098	1,492
Toll Facilities	258	233	247
Operations Equipment and Capital Expenditures	678	646	991
Debt Service	114,663	111,762	106,547
Total Expenditures	139,552	133,208	134,012
Projected Cash Available to Fund Subsequent Budgets	304,315	314,937	369,766
Less Restricted Cash For Future Debt Service	1,942	1,942	3,464
Projected Available Cash	302,373	312,995	366,302

Sources Summary

FY23 transactions and transactional toll revenue are expected to be up approximately 12.0% and 15.7%, respectively, compared to FY22 mainly due to the continued recovery from the COVID-19 pandemic.

The SJHTCA toll road was designed to encourage maximum use of the automatic vehicle identification collection system that allows drivers to pay toll charges without stopping at toll booths.

TCA FasTrak account holders can pay tolls by: (i) making a payment by credit card, cash or check to fund a prepaid account from which tolls incurred will be deducted; (ii) maintain a valid credit card or bank account on file from which tolls incurred will be deducted; or (iii) opt for periodic invoices of tolls incurred for which payment will be due immediately upon receipt. For TCA prepaid FasTrak accounts, when the balance of prepaid tolls in a customer's account falls below a minimum threshold, depending on the payment method, TCA either notifies the customer and requests a replenishment payment or TCA charges the customer's credit card or bank account to replenish the toll prepayment account. TCA prepaid FasTrak account holders earn discounts of \$1 per transaction if the account incurred more than \$40 in tolls on TCA toll roads during the prior month.

The FY23 budget adjusts toll rates by 2% in accordance with the Agency's Toll Policy, which is based on the average inflation assumption included in the long-term traffic and revenue forecast that supports the Agency's bond obligations. The increases would take effect July 1, 2022.

At the beginning of FY23, the Agency expects to have total cash adjusted for accrual items of \$770.2 million. The expected adjusted cash balance includes debt service reserve and operating reserve funds of \$290.4 million, funds restricted for FY23 and future debt service payments of \$156.8 million, funds restricted for a maintenance facility commitment of \$8.1 million, and \$314.9 million of cash on-hand available to fund the current and future years' budgets (See page 8 for further details). During FY23, Net Toll Revenue, Penalties, Fees, Development Impact Fees, and Interest Earnings are budgeted at \$188.9 million. Below are brief explanations of each of these funding sources.

Net Toll Revenue

The FY23 budget includes transactional toll revenue of \$163.8 million which is a 15.7% increase as compared to the FY22 estimate of \$141.6 million.

The budget for FY23 Net Toll Revenue of \$158.1 million, or 83.7% of total revenue, is a combination of the Agency's estimate of transactional toll revenue reduced by estimated processable and unprocessable transactions (offset by toll revenue recovered from processed violations) and non-revenue transactions. The Agency currently waives the penalty for first time violators if the toll is paid within 30 days (see further discussion in the Penalties section on page 11).

Unprocessable violations (primarily vehicles with no license plates) and non-revenue transactions (primarily California Highway Patrol, Caltrans, and Agency vehicles used on the road for operations and maintenance) are expected to occur at a rate of 0.9% of transactional toll revenue or \$1.4 million in FY23. Processable transactions offset by toll revenue recovered from processed violations is budgeted at \$4.3 million or 2.6% of transactional toll revenue in FY23.

The Agency estimates that it will receive a total of \$138.2 million in Net Toll Revenue in FY22. This consists of \$141.6 million of transactional toll revenue reduced by estimated processable and unprocessable transactions, and non-revenue transactions of \$10.5 million partially offset by toll revenue collected from processed violations of \$7.1 million.

The table below shows the FY22 current toll rates that will increase by 2% and be used as FY23 toll rates by location, split between off-peak, pre- & post-peak, and peak hour if applicable.

Location	Time/Type	Current Rates*	2% Toll Policy	
			Rate*	Change
La Paz	Peak & Off-Peak**	\$ 2.55	\$ 2.60	\$ 0.05
Aliso Creek	Peak & Off-Peak**	\$ 3.17	\$ 3.23	\$ 0.06
El Toro	Peak & Off-Peak**	\$ 3.84	\$ 3.92	\$ 0.08
Catalina View***	Off-Peak	\$ 6.75	\$ 6.89	\$ 0.14
	Peak Hour**	\$ 8.82	\$ 9.00	\$ 0.18
	Pre- & Post-Peak	\$ 8.08	\$ 8.24	\$ 0.16
	Weekend	\$ 6.47	\$ 6.60	\$ 0.13
Newport Coast	Peak & Off-Peak**	\$ 3.57	\$ 3.64	\$ 0.07
Bonita Canyon	Peak & Off-Peak**	\$ 2.16	\$ 2.20	\$ 0.04

* FasTrak prepaid TCA account holders may receive a \$1 discount from the published rates

** One-Time Toll (OTT) Rate

*** 3-4 Axle Vehicles 2 Time Rate 5+ Axle Vehicle 4 Times Rate

Penalties

Penalties revenue is budgeted for FY23 at \$20.7 million, representing 11.0% of total revenues, and consists of violation penalties related to toll violations. The intent of violation penalties is to act as a deterrent and ensure collection of toll revenues. Penalties revenue is recorded as collected. The Agency continues its efforts in signing patrons up for accounts and informing infrequent users of the available payment options in order to avoid handling through the violation process. The Agency has toll account programs with major rental car agencies thereby improving customer service and reducing potential violations.

Penalties revenue for FY22 is estimated to be \$21.2 million. The FY23 Penalties budget is based on current trends in collections, the estimated transactions for FY23, the current processable transactions rate at 6.5% of traffic, the existing policy of \$57.50 on the first notice of violation and \$42.50 on delinquency notice, and the Agency's policy of waiving penalties for first-time violators.

Fees

Fees are budgeted for FY23 at \$1.7 million, representing 0.9% of total revenues. Fee revenue for FY22 is estimated to be \$1.8 million. Fee revenue consists of fees related to operations (i.e., invoice fees, suspended account and returned check fees, sales of switchable hardcase transponders, and fees related to programs with rental car agencies).

The Agencies provide all accountholders with electronic account activity statements. If an accountholder would prefer to receive mailed statements, the statements will be provided monthly for a fee of \$1.00 per statement.

Development Impact Fees

The Agency adopted a Development Impact Fee Program in 1986. The fee program is based on the general principle that development within the “area of benefit” of the corridor will benefit from the construction of the corridor. Development Impact Fees (DIF), assessed on new residential and non-residential (commercial, industrial, etc.) development, are highly cyclical as they are based on market conditions. The fees are one-time developer payments that are collected by the County of Orange and member cities when a building permit is issued. SJHTCA was able to construct the road in advance of collection of the DIFs by issuing toll revenue bonds that will be repaid with the tolls and DIFs collected. Therefore, the fees are to be used to repay the indebtedness incurred to construct the San Joaquin Hills Transportation Corridor that has already been built, as well as to pay the cost of future anticipated improvements, as identified in the Capital Improvement Plan. Development Impact Fees for FY22 are expected to approximate \$2.9 million. The Agency is estimating Development Impact Fees to be \$1.9 million for FY23, representing 1.0% of total revenues, based upon recent trends.

Interest Earnings

Interest Earnings represent earnings on funds held in trust for bondholders, funds held for operations and funds held in custody accounts at the trustee for the Agency. Budgeted Interest Earnings are based upon the existing investment portfolio and current interest rates. Total Interest Earnings budgeted for FY23 of \$6.5 million represent approximately 3.4% of total revenues.

Interest Earnings for FY22 are estimated to be \$9.3 million.

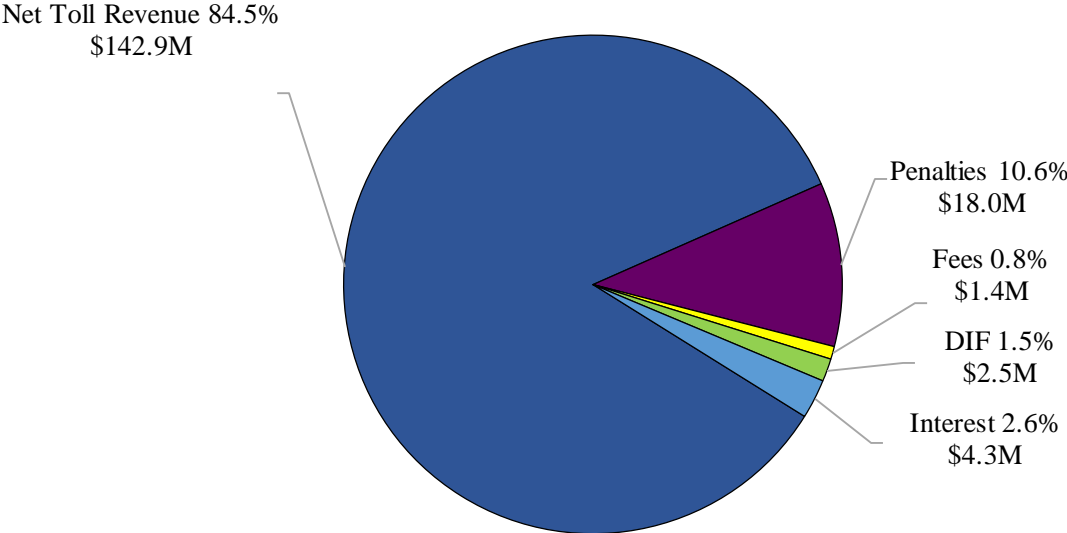
Revenue Pie Chart – FY22 Budget as compared to FY23 Budget

The pie charts on the following page show a comparison of FY22 budgeted revenues to FY23 proposed budget revenues.

Budgeted revenues increased \$19.8 million to \$188.9 million in FY23 from budgeted revenues of \$169.1 million in FY22 due to the recovery from the COVID-19 pandemic.

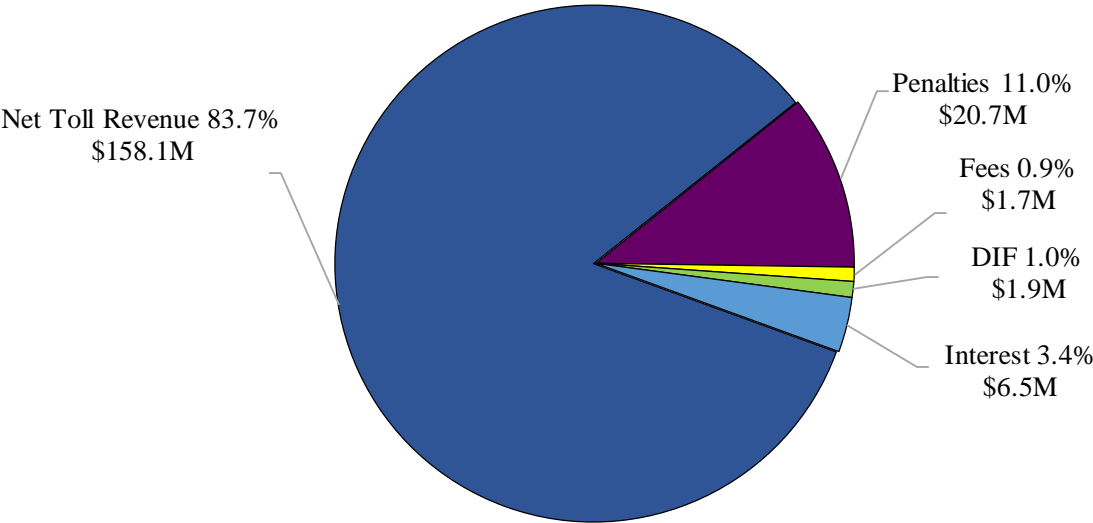
San Joaquin Hills Transportation Corridor Agency

FY22 Revenue Budget



FY22 Budget Revenue \$169.1M

FY23 Revenue Proposed Budget



FY23 Budget Revenue \$188.9M

Expenditures Summary

In response to the past economic downturns, the Agency worked diligently to significantly decrease operating expenses and reduce headcount, while continuing to provide quality customer service and ensuring that equipment, systems, and facilities remained in a good state of repair. This provided for a lower base to absorb inflationary and revenue driven growth. The Agency has continued a commitment to cost containment during the recovery from the COVID-19 pandemic and the current inflationary environment. In addition, the budget maximizes internal resources and includes contracts for services that are more efficiently outsourced to respond to varying demands in resources and expertise. The FY23 proposed budget for expenses was developed with the Agency's continued commitment to fiscal responsibility.

The proposed budget for FY23 includes total expenditures of \$134.0 million. Detail of expenditures can be found on pages 18-24. The following are brief explanations of the various expenditures.

Non-Operating and Planning, Environmental and Construction (Excluding Administration)

This category mainly consists of costs associated with the Agency's current Capital Improvement Plan including environmental and design services for the SR 73 Catalina View Traffic Improvements project.

The proposed budget for Planning, Environmental and Construction is \$3.4 million for FY23, or approximately 2.5% of the total budget. The funding for these expenses is the cash on hand from Agency directed surplus revenues and previous development impact fee collections.

The Planning, Environmental and Construction projected actuals for FY22 total \$1.8 million. The increase of \$1.6 million in the FY23 budget is primarily related to the timing of the SR 73 Catalina View Traffic Improvements project.

Administration

The total proposed budget for Administration expenses is \$10.3 million for FY23, or approximately 7.7% of the total proposed budget. The Administration category includes all employee compensation (3.5% of the total budget) as well as overhead-type expenses, such as insurance, legal, office expenses, and financial systems. Rents and leases expense includes the fair market rental lease payments that the Agency pays to the F/ETCA related to its portion of the Pacifica building and related common area maintenance and tenant improvement costs.

These costs are budgeted in total but are allocated between the two primary activities of the Agency: Non-Operating and Planning, Environmental and Construction and Toll Operations. The allocation of costs between the two types of activities is necessary in determining the appropriate funding source as well as for the calculation of debt service coverage per the Indentures. The resulting allocation can be seen in the columns for each activity on page 19 of this document.

Projected Administration expenses for FY22 total \$8.1 million. The increase of \$2.2 million in the FY23 proposed budget from the FY22 projected actuals is primarily due to expenditures related to ongoing litigation, an increase in insurance premiums due to the Agency's increased revenues and the impact of worldwide catastrophes, and a business process review and financial system assessment.

Toll Operations (Excluding Administration)

Toll Operations include toll system costs associated with maintaining the Agency's on-road system of lane hardware and software; customer care and toll compliance services; back-office system operation and maintenance; and license plate image review. Also included in this category are toll facilities costs for maintaining the Agency's buildings utilized in the operation of the road, and toll equipment such as transponders and server replacements. The proposed FY23 budget for these expenses is \$13.8 million or 10.3% of the total budget.

Toll Operations, excluding Administration, is projected to total \$11.5 million in FY22. The FY23 budget is \$2.3 million higher than projected FY22 actuals primarily due to an increase in customer care and toll compliance services, credit card fees and other costs directly related to the increased revenue budget, as well as projects in support of the Strategic Plan.

Debt Service

The Debt Service category includes the annual principal and semi-annual interest payments to be made on all outstanding bonds. These payments for FY23 are budgeted at \$106.5 million, or 79.5% of the total budget. FY22 Debt Service will total \$111.8 million.

Program Management and Specialty Support Services

Included in the expenditure categories above is \$1.0 million for Program Management and Specialty Support Services in support of engineering staff augmentation and technical expertise in the planning, design, management, and delivery of the Agencies' capital improvement projects and the management and operation of the existing toll-related roadway facilities as well as support for right of way engineering and acquisition services, geographic information system (GIS) mapping, the business intelligence analytics system, strategic initiatives and other specialty services.

Expenditures of Funds – FY22 Amended Budget as compared to FY23 Budget

The pie charts on the following page show a comparison of the FY22 amended budget and the FY23 proposed budget by type of expense.

The FY23 proposed budget of \$134.0 million, as compared to the prior year's amended budget of \$139.6 million, shows a decrease of \$5.6 million, or 4.0%. The increase in the FY23 proposed budget excluding debt service is \$2.6 million or 10.4%.

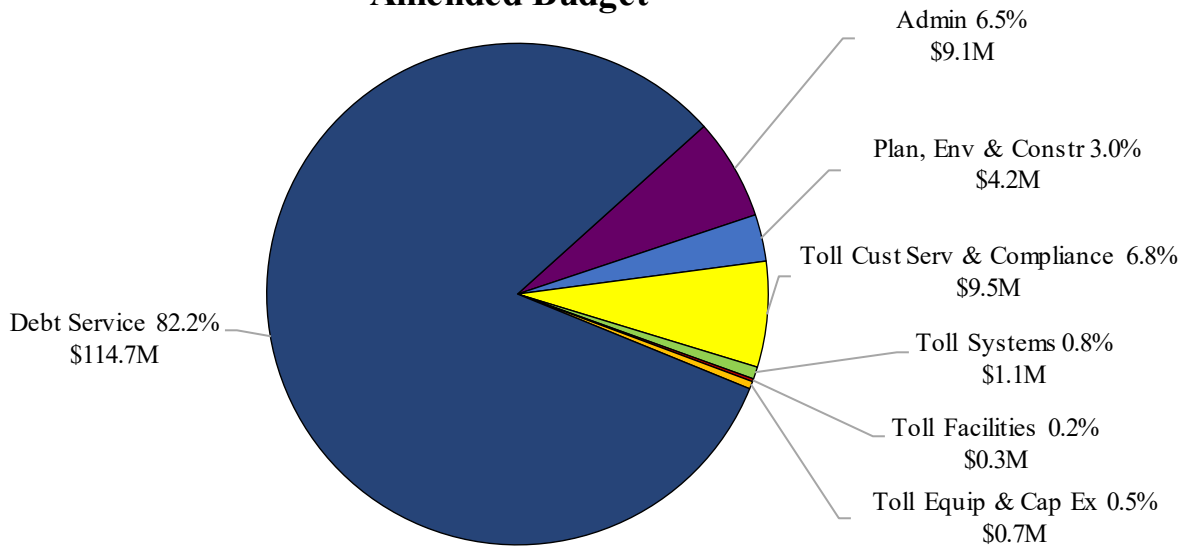
The net increase is primarily due to an increase in customer care and toll compliance services, credit card fees and other costs directly related to the increased revenue budget.

In addition, the increase relates to toll projects in support of the Strategic Plan; an increase in the Administration budget related to higher insurance premiums, ongoing litigation, and a business process review and financial system assessment. The budgeted increase in expenditures is partially offset by the decrease in the Planning, Environmental and Construction budget for environmental, design services, and traffic studies for the SR73 Catalina View Traffic Improvements project.

The Debt Service category includes the semi-annual interest and annual principal payments on the 1997, 2014 and 2021 outstanding bonds. These payments are budgeted at \$106.5 million for FY23 and were budgeted at \$114.7 million for FY22. The decrease is related to the bond refunding completed in December 2021 that saved the Agency approximately \$139 million over the life of the bonds without extending bond maturity dates.

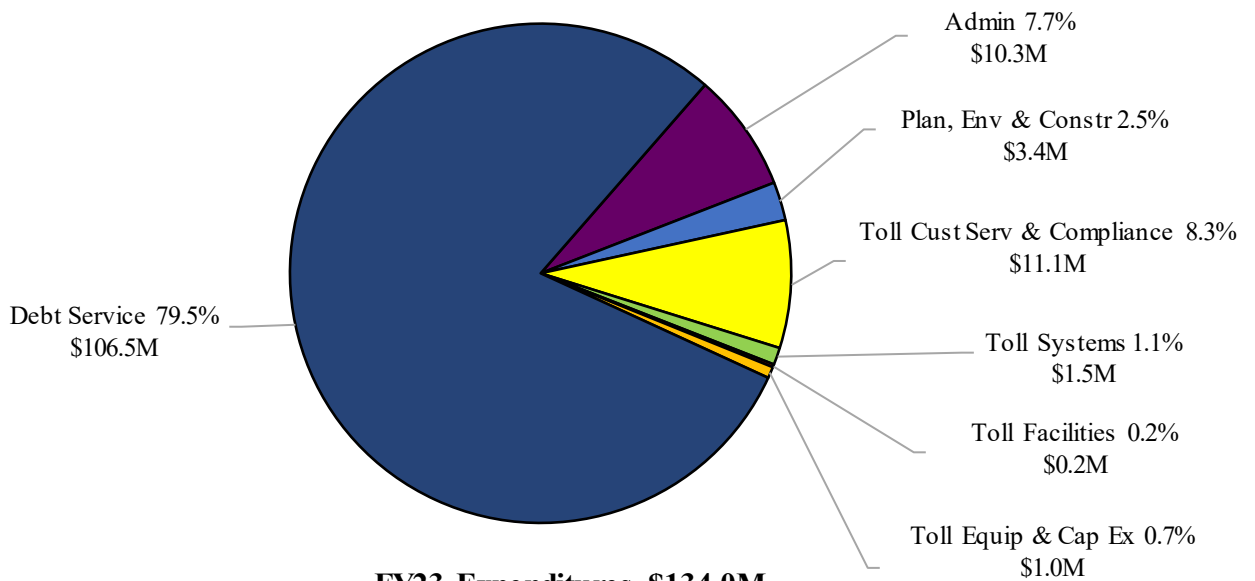
San Joaquin Hills Transportation Corridor Agency

FY22 Expenditures Amended Budget



FY22 Expenditures \$139.6M

FY23 Expenditures Proposed Budget



FY23 Expenditures \$134.0M

Expenditures Detail

The schedule on the following pages details the budget as summarized on pages 20-24 into more specific categories (budget subcategories). Many of the Administration subcategories are allocated between Planning, Environmental and Construction and Toll Operations expenses.

San Joaquin Hills Transportation Corridor Agencies
Fiscal Year 2023 Proposed Budget
(\$000)

Category	Budget Fund Categories			Total
	Non-Operating, Plan, Environ & Construction	Toll Operations Exp & Equip	Debt Service	
Administration:				
Regular Salaries	1,331	2,310	-	3,641
Internship Program	10	20	-	30
Board Compensation	29	48	-	77
Benefits	348	622	-	970
Employer Taxes	23	39	-	62
Insurance	134	1,020	-	1,154
Legal Expense	1,458	358	-	1,816
Telephone/Comm	32	53	-	85
Office Expense & Software	118	194	-	312
Staff Education, Seminar, Membership, Conferences	35	44	-	79
Agency Memberships & Community Investment	34	88	-	122
Communications and Outreach	2	14	-	16
Financial & Administrative	349	226	-	575
Technology Support	90	160	-	250
Advocacy	21	185	-	206
Other Professional Services	80	130	-	210
Publications & Subscriptions	1	3	-	4
Rents & Leases	161	413	-	574
Transportation & Travel	49	67	-	116
Office Equipment	7	9	-	16
Total Administration	4,312	6,003	-	10,315
Planning, Environmental and Construction:				
Capital Improvement Plan (CIP):				
SR 73 Catalina View Traffic Improvements	1,809	-	-	1,809
Total Capital Improvement Plan	1,809	-	-	1,809
Other Planning, Environmental and Construction:				
Mitigation & Permits	37	-	-	37
Environmental Lands Management	115	-	-	115
Environmental Staff Augmentation	18	-	-	18
Engineering Staff Augmentation	713	-	-	713
Traffic Studies	85	-	-	85
Other Construction	515	-	-	515
Regional Projects Evaluation/Studies	50	-	-	50
Total Other Planning, Environ and Constr	1,533	-	-	1,533
Total Planning, Environmental and Construction	3,342	-	-	3,342
Toll Operations:				
Customer Service and Toll Compliance	-	11,078	-	11,078
Toll Systems	-	1,492	-	1,492
Toll Facilities	-	247	-	247
Subtotal Toll Operations	-	12,817	-	12,817
Operations Equipment and Capital Expenditures:				
Transponder Equipment	-	403	-	403
Toll Equipment & Capital Expenditures	-	588	-	588
Total Equipment	-	991	-	991
Total Toll Operations	-	13,808	-	13,808
Debt Service	-	-	106,547	106,547
Total Expenditures	7,654	19,811	106,547	134,012

Staffing

The FY23 budget includes 64.5 full-time equivalent positions equal to the FY22 budget. The detail job classifications and pay ranges for positions included in the budget and positions not currently included in the budget but may be used in future budgets are shown in the table on pages 27-28.

Administration - Compensation (Regular Salaries and Benefits)

The Agency employee compensation budget is \$4.7 million. TCA salaries are normally reviewed each year through the annual performance review process. The Agency does not provide for any type of automatic step or Cost of Living Adjustment (COLA) increases.

The current labor market conditions and changes to the Consumer Price Index (CPI) requires changes to the TCA compensation plan so the TCA can continue to attract and retain a high-quality staff. A high-quality staff is essential to continued delivery of the service levels desired by the customers, public and Boards of Directors. To ensure this goal can be met the following are recommended:

- The salary ranges be adjusted, as the salary ranges have not been adjusted in three years; adjustments to the salary ranges do not change staff compensation.
- A merit pool, tied to the employee performance review process; TCA does not provide any other salary adjustments such as automatic step or COLA increases.
- A performance incentive award for use by the CEO to recognize extraordinary staff efforts.

Based on the labor market conditions, a review of CPI, and the survey of member and other transportation agencies, the FY23 budget includes an adjustment of the salary ranges of 7.0%, a 5.0% merit pool and a 2.0% performance incentive award pool.

The FY23 proposed staffing and compensation budget is expected to allow the Agencies to stay positioned to successfully attract and retain high performers while at the same time maintain cost containment strategies as a focus.

The net impact of the staffing and compensation changes from FY22 to FY23 to the total compensation (salaries, benefits, and employee taxes) budget, including the 5.0% merit pool and a 2.0% performance incentive award pool, is an increase of \$292,000 or 2.7% combined for both Agencies.

Benefits include contributions to a cafeteria plan (medical, dental, and vision) and retirement plans. In general, budgeted benefits are determined by applying estimated rates for these plans to estimated headcount. If benefit rates come in lower than expected, the budget is not spent. FY23 benefits are 25.7% of salaries.

The FY23 employer contributions to the Orange County Employee Retirement System (OCERS) have been budgeted at 14.95% for legacy employees and 10.98% for employees hired on or after January 1, 2013 under the Public Employees' Pension Reform Act – PEPPRA. In FY20, the Agencies paid off the unfunded actuarial accrued liability (UAAL). The Agency's portion of the FY20 UAAL payoff was \$3.9 million.

TCA has contained costs through a net reduction in headcount (81 to 64.5) since FY12 and reduced benefits by shifting pension and health benefits costs to employees and reduction of accrued leave. Our philosophy and approach to contract out many of our services continues to keep our salaries/benefits lower and manageable.

Administration - Insurance

Insurance expense is budgeted at \$1.2 million, approximately 0.9% of the total budget. Budgeted insurance premiums are increasing as a result of increasing revenues related to the Agencies' business interruption insurance as well as due to the impact of worldwide catastrophes, cybercrimes and other losses that have continued to impact the insurance markets in recent years. The major components of insurance include earthquake, property, general and excess liability, cyber, and workers' compensation coverage as detailed in the annual Current Insurance Coverage Report which was provided at the March 2022 Board of Directors meeting. Policies are marketed and placed by the Agency's insurance broker, Alliant Insurance Services, Inc., who provides all the Agencies' insurance procurement needs. All insurance is maintained in accordance with the requirements of the Indentures and as prudent business activities dictate.

Administration - Legal Expenses

Legal Expenses are \$1.8 million, approximately 1.4% of the total budget. Amounts in this category include, but are not limited to, general counsel representation, legislation, support for ongoing and potential litigation, legal consulting related to contracts, financing, development impact fees, human resources, and claims litigation. Legal expenses are invoiced separately by individual matter or type of legal issue. Below is a breakdown of legal expenses by major category:

Litigation	\$ 1,157,000
General Counsel	381,000
Contracts	151,000
Financing	40,000
Human Resources	36,000
Toll Operations	26,000
Environmental	25,000
Total	<u>\$ 1,816,000</u>

Administration – Office Expense & Software

Office Expense is budgeted at \$312,000, approximately 0.2% of the total budget. The following is the budget associated with these expenses:

Software/Cloud Hosting	\$ 225,000
General Office Expenses	66,000
Marketing Materials	20,000
Postage	1,000
Total	<u>\$ 312,000</u>

Administration – Financial & Administrative

Financial & Administrative is budgeted at \$575,000, approximately 0.4% of the total budget, and, as detailed below, includes costs such as payroll processing, investment and financial advisory services, annual audit services, and other financial and administrative support.

Investment Advisory Services	\$ 214,000
------------------------------	------------

Finance Advisors	79,000
Annual Audit	50,000
Traffic & Revenue Consultant for Budget Planning	46,000
Trustee Fees	39,000
Rating Agencies	38,000
Financial Systems Support	32,000
Other Financial & Administrative Consulting	31,000
Staffing Services	27,000
Payroll Services	19,000
Total	<u>\$ 575,000</u>

Administration – Technology Support

Technology Support is budgeted at \$250,000, approximately 0.2% of the total budget. This category includes data security services & technology planning efforts, and website maintenance and support.

Administration –Advocacy

Advocacy is budgeted at \$206,000, approximately 0.2% of the total budget. This category includes state and federal advocacy support.

State Advocacy	\$ 111,000
Federal Advocacy	95,000
Total	<u>\$ 206,000</u>

Administration – Other Professional Services

Other Professional Services is budgeted at \$210,000, approximately 0.2% of the total budget. This category includes a business process review and financial system assessment as requested by the Boards of Directors prior to the COVID-19 pandemic that was deferred during the pandemic recovery. Staff plans to leverage internal resources to the extent possible but will need third-party consulting resources and expertise to assist in the business process review and determination of which financial system meets the Agencies current and future needs. The actual cost of these services will be determined through a request for proposals.

Administration - Rents and Leases

The budget for Rents and Leases totals \$574,000, representing 0.4% of the total budget. This category is related to the Agency’s rental payments to the F/ETCA for its allocation of space in the Pacifica building and common area maintenance. The lease agreement calls for lease payments to be set annually based upon a current survey of fair market rates of comparable “all-in” leases in the Irvine area.

Planning, Environmental and Construction - Capital Improvement Plan

The Capital Improvement Plan is budgeted at \$1.8 million and represents 1.3% of the total budget. This category consists of the design program management and environmental services for the SR 73 Catalina View Traffic Improvements project outlined in the Capital Improvement Plan to be presented to the Board of Directors on June 9, 2022.

Planning, Environmental and Construction - Other Planning, Environmental and Construction

Other Planning, Environmental and Construction costs are budgeted at \$1.5 million, or 1.1% of the total budget. Expenditures include engineering design program management, traffic studies, regional projects evaluation/studies, and continued monitoring and habitat management as needed for nearly 296 acres of mitigation area required for the 73 Toll Roads. Additional activities include on-going coordination with the Southern California Association of Governments and OCTA to ensure the Agency’s projects are described accurately in regional transportation plans. Other construction includes the Austin Vaulted Sand Filter construction, and allowance for maintenance and repairs of Agency-owned roadway facilities that are related to our tolling operations such as channelizers on the road and at our toll points facilities and toll payment information signs.

Engineering Staff Augmentation	\$ 713,000
Other Construction	515,000
Environmental Lands Management	115,000
Traffic Studies	85,000
Evaluation/Studies	50,000
Mitigation & Permits	37,000
Environmental Staff Augmentation	18,000
Total	<u>\$ 1,533,000</u>

Toll Operations - Toll Customer Service and Toll Compliance

The Toll Customer Service and Toll Compliance category totals \$11.1 million, approximately 8.3% of the total budget, and primarily includes funding for the service center operations and toll compliance activities comprised of customer care and payment processing staff and management costs for the customer service operator, customer service system maintenance and toll processing costs, and license plate image review costs. Also included in this category are credit card processing fees assessed on all credit card transactions, printing, postage, and mailing services, judgment recovery and collection costs, CHP violation enforcement, and telephone system expenses. Fees are included in this category for the Costco, AAA, and Albertsons FasTrak enrollment programs. The budget associated with these expenses is detailed below:

Customer Service Contract	\$ 3,829,000
Credit Card Processing Fees	3,851,000
Postage & Printing	1,739,000
Customer Service System Maintenance	1,096,000
Enforcement Services & Other	296,000
Other Customer Service	267,000
Total	<u>\$ 11,078,000</u>

Toll Operations - Toll Systems

The Toll Systems category totals \$1.5 million, or approximately 1.1% of the total budget and, as detailed below, primarily consists of fees for the tolling systems software and hardware maintenance and operation contract. Also included in this category are toll system spare parts and repairs, software licenses, and various computer maintenance contracts. In addition, this category includes toll projects aligned with the Strategic Plan.

On-Road Toll System Maintenance	\$	957,000
Strategic Initiatives		324,000
Computer/Software Maintenance & Support		211,000
Total	\$	<u>1,492,000</u>

Toll Operations - Toll Facilities

This category is budgeted at \$247,000 representing 0.2% of the total budget, and accounts for all costs associated with maintaining the Agency’s facilities on the road system such as utilities, janitorial services, and other various supplies and repairs.

On Road Building Maintenance Services	\$	127,000
On Road Utilities		120,000
Total	\$	<u>247,000</u>

Toll Operations Equipment & Capital Expenditures

The Toll Operations Equipment & Capital Expenditures budget is \$991,000, approximately 0.7% of the total budget. Toll Operations Equipment & Capital Expenditures primarily consists of the Customer Service Center Back Office System Replacement Project and sticker tag and hardcase transponder costs. Other items include uninterruptible power supply (UPS) replacements, and servers.

CSC Back Office System Replacement Project	\$	588,000
Transponders & Other Equipment		403,000
Total	\$	<u>991,000</u>

Debt Service

The Debt Service category totals \$106.5 million or 79.5% of the total budget and includes interest and principal payments on the Agency’s outstanding bonds. The debt service to be paid is \$55.2 million on January 15, 2023 and \$51.3 million on July 15, 2023.

The FY23 budgeted aggregate and senior lien debt service coverage ratios shown on page 25 meet the Indenture requirements of 1.10x and 1.30x, respectively. The budgeted coverage is 1.53x and 1.79x, respectively, and does not include the use of unrestricted cash for debt service coverage.

On the following page, Adjusted Net Toll Revenues only includes revenues and interest earnings in certain accounts per the Indentures. Development impact fees are not included in the calculation. While development impact fees are not included in the budget calculation of the debt service coverage ratios, the Indentures allow for development impact fees that are remaining after each debt service payment to be added to the calculation thereby enhancing the debt service coverage calculation. The Indentures refer to this as Enhanced Adjusted Net Toll Revenues and this enhanced calculation will be used for actual debt service coverage covenant reporting. Current expenses include expenditures that are allocated to operations (as shown in the second column of the schedule on page 19).

Debt Coverage

Debt Coverage is defined in the Bond Indentures and is budgeted with consideration of the expectations of bondholders and credit rating agencies. See discussion of goals and objectives on page 3.

Debt Coverage Calculation Fiscal Year 2023

	<u>FY23 Budget (in Millions)</u>
<u>Adjusted Net Toll Revenues</u>	
Total Toll Revenues Including Fees and Penalties	180.5
Interest Earnings *	2.4
Current Expenses - Funded From Toll Revenue	<u>(19.8)</u>
Adjusted Net Toll Revenues	<u><u>163.1</u></u>
<u>Aggregate Net Debt Service</u>	
Aggregate Net Debt Service	<u><u>106.5</u></u>
Aggregate Coverage Ratio (1.10x requirement)	<u><u>1.53x</u></u>
<u>Senior Lien Net Debt Service</u>	
Senior Lien Net Debt Service	<u><u>91.1</u></u>
Senior Lien Coverage Ratio (1.30x requirement)	<u><u>1.79x</u></u>

* Reflects estimated earnings on specific accounts allowed for coverage as defined per the Indentures

Estimated Unrestricted Cash Fund

Below is the FY23 budgeted activity and estimated ending balance for the unrestricted cash fund, as described in more detail on page 5. Unrestricted cash is budgeted in consideration of the goals and objectives discussed in more detail on page 3.

Estimated Available Unrestricted Cash @ 6/30/22	\$ 312,995
DIF Revenue and Interest Income	4,878
Non-Operating Expenditures	(7,654)
Surplus Revenue	<u>56,083</u>
Estimated Available Unrestricted Cash @ 6/30/23	\$ 366,302
Less Liquidity Reserve Target	<u>(240,600)</u>
Unrestricted Cash Excluding Liquidity Reserve @ 6/30/23	<u><u>\$ 125,702</u></u>

TCA Job Classifications and Pay Ranges

Pay Grade	Classification Title Job Title(s)	Range Minimum	Range Maximum	Budgeted Employees per Pay Grade FY22	Budgeted Employees per Pay Grade FY23
1	Office Assistant <i>Office Assistant</i>	\$ 38,518	\$ 53,925	1	1
2	Clerical <i>Accounting Clerk (Vacant)</i> <i>Facilities Coordinator (Vacant)</i>	\$ 42,370	\$ 59,316		
3	Senior Clerical <i>Senior Accounting Clerk</i>	\$ 46,606	\$ 65,249	3	3
4	Administrative <i>Administrative Assistant (Vacant)</i> <i>Human Resources Coordinator I (Vacant)</i>	\$ 51,267	\$ 71,773	1	
5	Senior Administrative <i>Administrative Coordinator/Planner</i> <i>Senior Administrative Assistant</i>	\$ 56,393	\$ 78,985	2	4
6	Associate <i>Accountant (Budget) (Vacant)</i> <i>Accountant (Tolls)</i> <i>Associate Contract Administrator (Vacant)</i> <i>Associate Graphics Designer (Vacant)</i> <i>Associate Technology Administrator/Help Desk Administrator</i> <i>Communications Coordinator (Vacant)</i> <i>Community Relations Liasion (Vacant)</i> <i>Contracts Assistant (Vacant)</i> <i>Environmental Analyst</i> <i>Facilities Maintenance Technician II</i> <i>Human Resources Coordinator II</i>	\$ 62,032	\$ 86,845	9	7
7	Senior Associate <i>Accountant (General Ledger) (Vacant)</i> <i>Financial Analyst - Budget</i> <i>Accounting and Business Intelligence Analyst</i> <i>Technology Administrator</i> <i>Facilities Maintenance Coordinator</i> <i>Digital Media Specialist</i>	\$ 68,236	\$ 95,530	5	6
8	Professional <i>Contract Administrator</i> <i>Internal Auditor</i> <i>Graphics Designer</i> <i>Human Resources Specialist (Vacant)</i> <i>Public Affairs Specialist</i> <i>Senior Accountant (Vacant)</i> <i>Senior Environmental Analyst (Vacant)</i>	\$ 75,060	\$ 105,084	5	6
9	Senior Professional <i>HR Generalist</i> <i>Principal Environmental Analyst (Vacant)</i> <i>Senior Contracts Administrator</i> <i>Senior Financial Analyst</i>	\$ 82,565	\$ 115,591	6	4

TCA Job Classifications and Pay Ranges

Pay Grade	Classification Title Job Title(s)	Range Minimum	Range Maximum	Budgeted Employees per Pay Grade FY22	Budgeted Employees per Pay Grade FY23
10	Supervising Professional <i>Executive Assistant & Clerk of the Board Supervising Accountant</i>	\$ 90,822	\$ 127,150	1	2
11	Program Manager <i>Manager, Legislative & Government Affairs (Vacant) Manager, Media Relations Program Manager, Toll Operations Program Manager, Customer Service Revenue Management Program Manager, Violation Processing & Toll Compliance Manager Community Engagement</i>	\$ 99,903	\$ 139,865	4	5
12	Manager <i>Assistant Controller Assistant Controller/Financial Analyst Manager, Budget & Planning Manager, Contracts Manager, Customer Experience Communications (Vacant) Manager, Environmental Manager, Facilities Manager, Information Technology (Vacant) Manager, Internal Audit Manager, Toll Systems (Vacant) Manager, Treasury Operations Manager, Customer Service (Vacant)</i>	\$ 109,894	\$ 153,852	9.5	8.5
13	<i>not currently used</i>	\$ 120,884	\$ 169,237		
14	Director <i>Controller Corridor Manager Director, Customer Service Director, Contracts Director, Environmental Planning (Vacant) Director, Information Technology Director, Local Government Relations Director, State & Federal Government Relations (Vacant)</i>	\$ 132,972	\$ 186,160	9	6
15	Senior Director <i>Director, Design and Construction Director, Finance Director, Tolling and Customer Information Systems Director, Human Resources Director, Communications (Internal & External)</i>	\$ 146,269	\$ 204,777	3	5
16	Deputy Executive <i>Deputy Chief Capital Programs</i>	\$ 160,896	\$ 225,255		1
E1	Executive <i>Chief External Affairs Officer (Vacant) Chief Financial Officer Chief Toll Operations Officer Chief Capital Programs Officer Chief Technology Officer</i>	\$ 176,986	\$ 247,780	4	4
E2	Senior Executive <i>Deputy Chief Executive Officer CEO (CONTRACT)</i>	\$ 194,684	\$ 272,558	1	1

FTE's

64.5

64.5

RESOLUTION NO. S2022-13

A RESOLUTION OF THE BOARD OF DIRECTORS OF
THE SAN JOAQUIN HILLS TRANSPORTATION CORRIDOR AGENCY
APPROVING THE BUDGET FOR FISCAL YEAR 2023

On motion of Board Member Fred Minagar, the following Resolution was adopted.

WHEREAS, Section VI, paragraph 6.1 of the Second Amended and Restated Joint Exercise of Powers Agreement creating the San Joaquin Hills Transportation Corridor Agency (the "JPA"), requires the adoption upon the approval of not less than two-thirds (2/3) of the Board Members, an annual budget for the ensuing fiscal year, pursuant to procedures developed by the Board; and

WHEREAS, Section VI, paragraph 6.3 of the JPA requires all funds to be placed in object accounts and the receipt, transfer or disbursement of such funds during the term of the JPA shall be accounted for in accordance with Generally Accepted Accounting Principles (GAAP) applicable to governmental entities and all revenues and expenditures must be reported to the Board; and,

WHEREAS, Section VI, paragraph 6.4 of the JPA states that all expenditures within the designations and limitations of the approved annual budget shall be made upon the approval of the Chief Executive Officer in accordance with the rules, policies and procedures adopted by the Board; and,

WHEREAS, Section VI, paragraph 6.4 of the JPA further states that no expenditures in excess of those budgeted shall be made without the approval of not less than two-thirds (2/3) of the Board Members to a revised and amended budget which may, from time to time, be submitted to the Board; and,

WHEREAS, Article VI, paragraph 6.5 of the Administrative Code of the Agency adopted on January 10, 1991, amended on June 9, 2016, amended on February 14, 2019, amended on November 14, 2019, and further amended on September 9, 2021, requires that all expenditures for travel, conference and business-related activities, and reimbursement of Board Members and Agency employees for such expenditures, be governed by the Board adopted Travel and Expense Policy;

NOW, THEREFORE the Board of the San Joaquin Hills Transportation Corridor Agency does resolve, declare, determine and order as follows:

1. Approves the annual budget for Fiscal Year 2023 (FY23) in the amount of \$134,012,123. The approval includes Administration, Planning, Environmental and Construction, Toll Operations, Debt expenses, the proposed staffing plan as described in the budget, and projected Revenues, including without limitation the adoption of the toll rates, fees, and fines, as presented in the FY23 Annual Budget report.
2. Authorizes the Chief Executive Officer to reallocate within budget categories as long as the budget for the following categories does not exceed the amount stated:
 - Administration \$10,314,724
 - Planning, Environmental and Construction \$3,341,652
 - Toll Operations \$13,808,464
 - Debt Service \$106,547,283

and subject to controls in place under the 1997, 2014 and 2021 Indentures of Trust, the Board approved Contracts and Procurement Manual, Investment Policy, Toll Policy, and finally the Agency's enabling legislation.

3. Directs the staff to forward the approved Annual Budget for FY23 to the trustee.

This Resolution No. S2022-13, shall become effective immediately upon adoption.

Adopted this 9th day of June, 2022, by the Board of Directors of the San Joaquin Hills Transportation Corridor Agency.



Will O'Neill, Chair
San Joaquin Hills Transportation Corridor Agency

RESOLUTION NO. S2022-13

A RESOLUTION OF THE BOARD OF DIRECTORS OF
THE SAN JOAQUIN HILLS TRANSPORTATION CORRIDOR AGENCY
APPROVING THE BUDGET FOR FISCAL YEAR 2023

ATTEST:

I, Kaylee Doolittle, Secretary/Clerk of the Board of the San Joaquin Hills Transportation Corridor Agency hereby certify that the foregoing Resolution No. S2022-13 was duly adopted on June 9, 2022, by the Board of Directors of the San Joaquin Hills Transportation Corridor Agency by the following vote:

Yes: Will O'Neill, Janine Heft, Lisa Bartlett, Cynthia Conners, Richard Hurt, Patricia Kelley, Farrah Khan, Fred Minagar, David Penaloza, Arlis Reynolds, John Taylor, Richard Viczorek

No: Donald Wagner

Absent: None

Abstain: None



Kaylee Doolittle
Clerk of the Board
San Joaquin Hills Transportation Corridor Agency